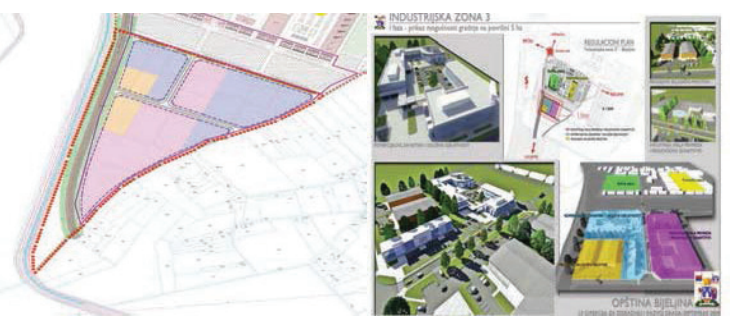




It's time for Bijeljina



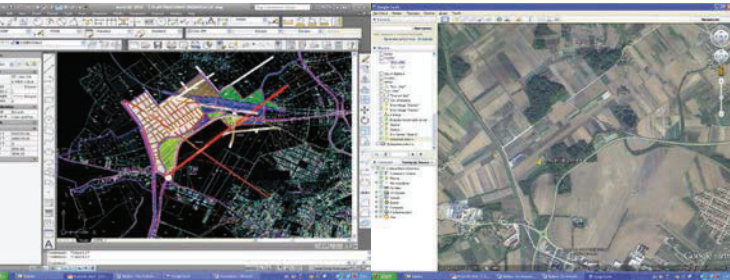
INDUSTRIAL ZONE 4

Basic Facts

- West urban area of the City of Bijeljina
- Surface: 95 ha (18 ha is owned by the City of Bijeljina)
- Greenfield

Purpose

- Industrial - manufacturing zone
- Light industry
- Small businesses



The City of Bijeljina

Department for Local Economic Development and European Integration

Karadjordjeva 4
76300 Bijeljina

Republic of Srpska, Bosnia & Herzegovina

Phone: +387 (0) 55 233 159; 233 132

Fax: +387 (0) 55 211 922

Email: investinbijeljina@gradbijeljina.org

www.gradbijeljina.org; www.investinbijeljina.org

The City of Bijeljina

Department of Economy and Agriculture

Patrijarha Pavla 1
76300 Bijeljina

Republic of Srpska, Bosnia & Herzegovina

Phone: + 387 (0) 55 233 115

Fax: + 387 (0) 55 233 432

E-mail: privreda@gradbijeljina.org

www.gradbijeljina.org; www.investinbijeljina.org



INDUSTRIAL ZONES IN BIJELJINA

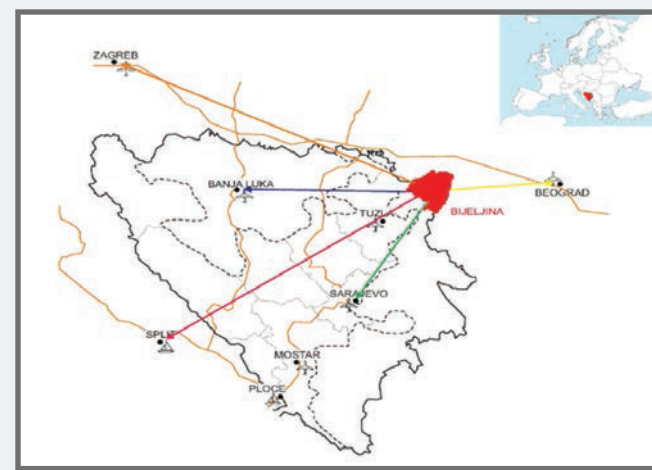


WHY INVEST IN BIJELJINA?

- ☐ Favourable geographical position
- ☐ Convenient and easy access via roads, river ports, railway and air
- ☐ Qualified and competent work force
- ☐ Ready investment locations in industrial zones
- ☐ Competitive tax rates and customized incentives
- ☐ **Local government** - supportive at all stages of investment and committed to constant improvement of business environment
- ☐ **Natural resources** - thermal waters, waters, arable agricultural land
- ☐ Tradition and history in agriculture, food production, wood and metal processing
- ☐ Costs of energy and utilities among the lowest in Europe
- ☐ Regional educational, cultural and health-care centre
- ☐ Good and safe place to live

BASIC FACTS ABOUT THE CITY OF BIJELJINA

Area: 734 km²
 Population: 114.633
 GDP per capita €: 3.648 (data for 2014)
 Currency: BAM (BOSNIAN CONVERTIBLE MARK)
 Exchange rate (fixed to Euro): 1€ = 1.95583 BAM
 Number of employed persons: 20.017
 Number of small businesses: 3.100
 Number of companies: 942
 Number of secondary school pupils: 3.830 (data for 2016)
 Number of higher education students: 5.692 (data for 2016)
 Universities: 6
 Colleges: 23
 Secondary schools: 6
 Total available workforce: 14.118



TARGETED INVESTMENT SITES

Name of business zone	Total surface	Occupied surface	Available for investment	Estimated price
Industrial zone 1	83,05ha	76,05ha	7ha	
Industrial zone 2	119ha	75ha	44ha	5-15€/m ²
Industrial zone 3	22ha	18,25ha	3,75ha	10€/m ²
Industrial zone 4	95ha		16ha	

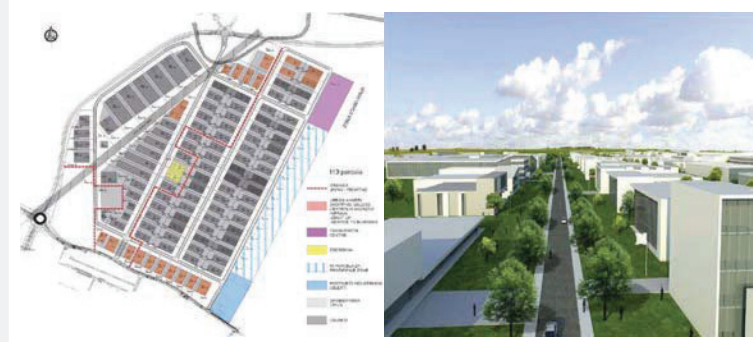
INDUSTRIAL ZONE 1

- | | |
|--|--|
| <p>Basic Facts</p> <ul style="list-style-type: none"> ☐ North-West urban area of the City of Bijeljina ☐ Surface: 7ha ☐ Greenfield | <p>Purpose</p> <ul style="list-style-type: none"> ☐ Trade and services zone ☐ Industrial - manufacturing zone |
|--|--|



INDUSTRIAL ZONE 2

- | | |
|---|--|
| <p>Basic Facts</p> <ul style="list-style-type: none"> ☐ North-West urban area of the City of Bijeljina ☐ Surface: 44ha ☐ Greenfield | <p>Purpose</p> <ul style="list-style-type: none"> ☐ Residential area ☐ Trade and services zone ☐ Industrial - manufacturing zone |
|---|--|



INDUSTRIAL ZONE 3

- | | |
|---|--|
| <p>Basic Facts</p> <ul style="list-style-type: none"> ☐ North-West urban area of the City of Bijeljina ☐ Surface: 3,75ha ☐ Greenfield | <p>Purpose</p> <ul style="list-style-type: none"> ☐ Light industry ☐ Small businesses |
|---|--|