

2013.

, 2014. ,

2013.
2014. .

2008-2015

I-

e.

10 a a 29 ;
1, ,3 ,2 ,1
2, 2, 1, - 1,
, 3, 2.
, - ,

:

,

,

,

,

,

,

.

.

.

,

,

.

-

,

,

,

,

,

.

-

:

1.

()

2.

3.

4.

(, , ,)

-

-

:

1.

,

2.

, ,

3.

,

4.

-

:

1.

-3

2.

-

-2

-

,

.

II-

.

2012.
. 37/12)

,

1. 2012. (:)

-

-

-

-
-
-
-
-
-

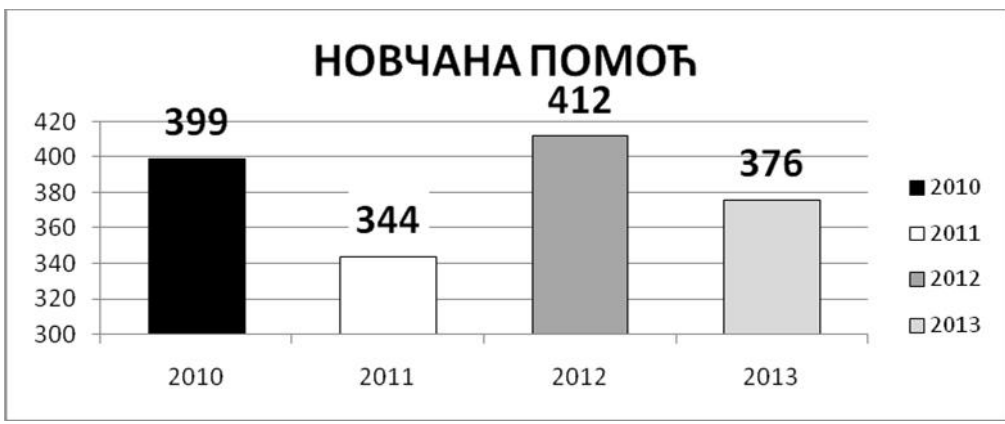
1.

2013. 318 376
73 69
304 360

122,70 - 255
163,60 - 35
196,32 - 10
220,86 - 1
245,40 - 3

344 412
60

122,70



2.

1194 460 1654
I 20%, II 10%
2013. 1275 649
622 351 1271
163,60 81,80

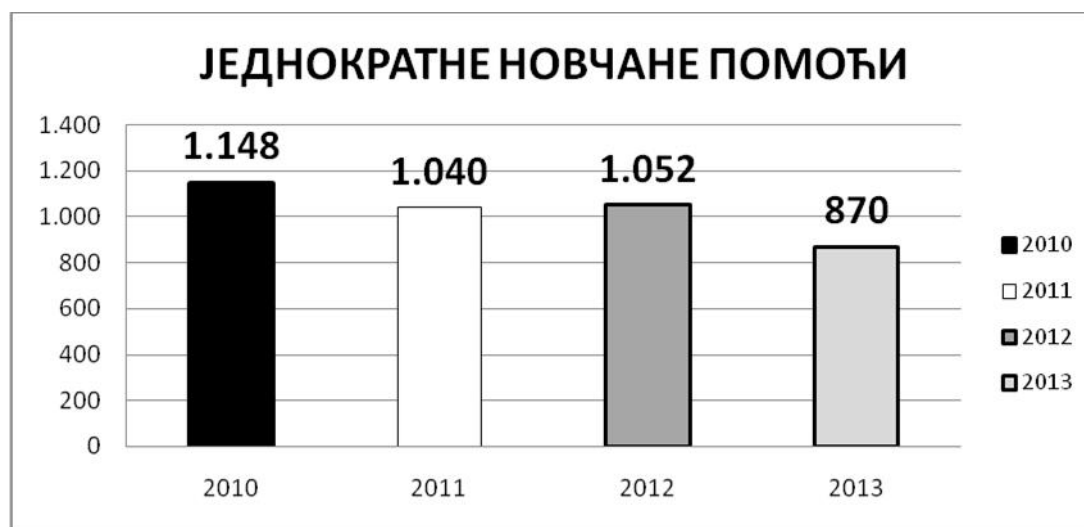


3.

5 (694,05

2013. 870

15% 59,02 44% 280 20



4. 2013. 46
19 27 “
(7), (4), (2),
(5)
(1).
(8),
(3), (1), (1),
(1), (2), “ (1),
„ “(1).

5. a 24 , 22 2
45
18

6. 14

7. 2

8. 65 , 238 , 191.
563, 21

11. .05/13),

1.

” “, 145,
 . (, , 100 , .)
 ” “ 145
 () , ,
) ()
 , - , ,
 , .

2.

15-
 , - .
 . 145 130,00

3.

7 150,00 (312) ,

4.

77 86 3 3

5.

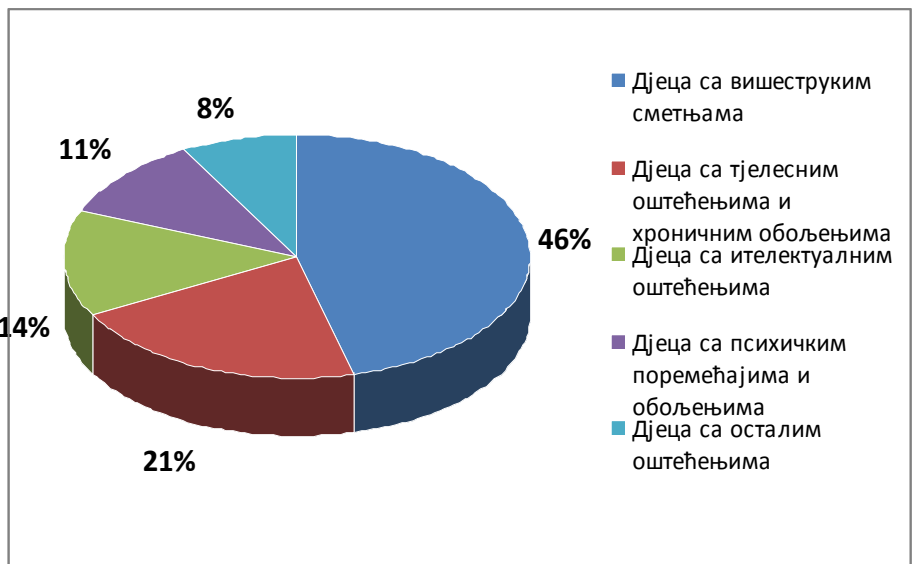
25% , , .
 , 10 140 .

6.

” “
 170 .
 : , - , , - ,

4.

145 , (25) 10%
 , 21 , 16 67, 31
 , 4 , 2 1
 , (.)



5.

2013. 105 , (100%
 2012.). , 76
 , 25 (, , ,
), 25 4 , . 14 ,
 12 . , 38 : 4
 , 20 , 5 , 7 . 2
 (). 22 , ,
), (,
). (14 ,
 , 2013.
 , , 25 .

2013.

“ ”

6-

(, , ,). 500 1500 ,

-

2548 (2012. 3630 2596 2013. 3553
1908, 952 184.
90 35 , 70
509. , 250 , 933

, 70 . je 598 421 .

172. 600 , 450 , ,
” “ , () , 105
,

2013 4.820.778,47 .

2013.

:

	2012	2013
	3.505.694,00	4.560.318,00

:

)

	2012	2013
--	-------------	-------------

411 111	303.319,94 KM	302.959,71
411 191	32.841,28 KM	31.765,19
411 192	159.438,11 KM	164.864,55
411 211	10.050,03 KM	9.999,58
411 221	52.038,06 KM	55.327,63
411 222	21.416,00 KM	28.800,00
411 223	18.718,50 KM	28.800,00
411 224	18.718,50 KM	28.800,00
411 232	11.551,58 KM	-

411 236	1.642,00 KM	-
411 291	12.301,93 KM	15.747,63
411 292	66.898,98 KM	77.562,21
	708.934,91 KM	744.626,50
)	2012	2013

412 200	8.586,78	9.879,53
412 200	16.003,46	20.233,18
412 300	12.708,92	12.680,41
412 500	6.595,99	1.538,05
412 600	2.954,50	1.405,20
412 600	7.993,00	1.721,30
412 700	2.480,63	2.809,06
412 900	24.964,25	24.875,64
412 900	10.400,18	9.664,88
	92.687,71 KM	84.807,25

) **2012** **2013**

I

416 111	392.471,02	506.109,71 KM
416 112	1.066.377,50	1.880.807,40 KM
416 113	16.758,40	6.000,00 KM
416 114	80.444,60	51.347,40 KM
416 119	92.766,89	106.273,91 KM
416 312	31.022,02	22.180,10 KM
416 313	286.733,44	311.507,00 KM

II

416 119	19.245,50	21.494,00 KM
416 119	43.400,00	47.360,30 KM
416 119	191.782,60	199.619,50 KM
416 319	2.797,50	1.323,00 KM
416 319	8.740,05	7.772,70 KM
416 211	231.783,75	191.563,21 KM

III

412 300	28.136,48	41.079,28
412 900	3.233,90	2.936,37
416 300	11.812,29	14.178,52 KM
412 700	52.886,07	68.464,07
416 300	1.200,00	719,84 KM
416 300	-	5.822,92
	2.561.590,01 KM	3.486.559,23 KM

2012. 4.560.318,00 30,10%

2013. 744.626,50 , 5,04 % 2012.
 30 2 . 110,00
 :
 , 80,00 . 185,00 80,00

10%.

2013. 3.690.132,00 , 80,92 %

306 519.487,00 330.000,00
506.109,71
122,70 231,35
50 %

1.271 2013. 1.888.844,00 1.620.000,00
1. 81,80 1.880.807,40
2. 163,60

70.000 80.000,00
51.347,40
(, 59,02) 870

307.275,97 , 7,17 % 2013.
46 , 7

	116.952,00		106.273,91	2013.	301,00	700,00
22	2013.					
	199.619,50		120			203.742,00
					312	2
150,00						
246	2013.	228.000,00	191.563,21		01.06.2012.	50 %
				2013.		42.000,00
	41.079,28		35.000,00			
	68.464,07					2,5 %.
					450.	