

2015.

, 2016. ,

2015.  
2016. .

.

.

,

,

:

,

,

,

,

,

O

.

,

,

,

,

,

.

2008. 2015. ,  
2016. 2018. .

x

.

,

,

,

,

,

,

,

2015.

.

,

.

.





103 , 41 .

– 293 ,

– 39 ,

– 13 ,

– 7 ,

– 1

:

– 122,70

– 163,60

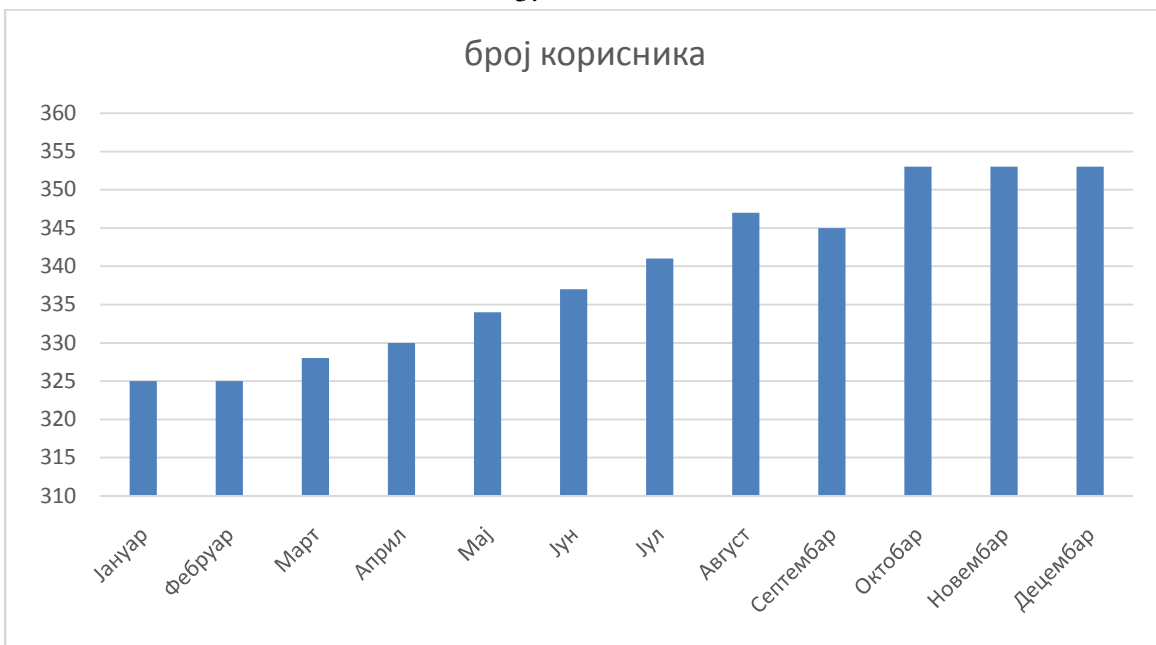
– 196,32

– 220,86

– 245,40 .

– 2015.

3.



2.

31.12.2015.

1.422, 626

796 , 2015-

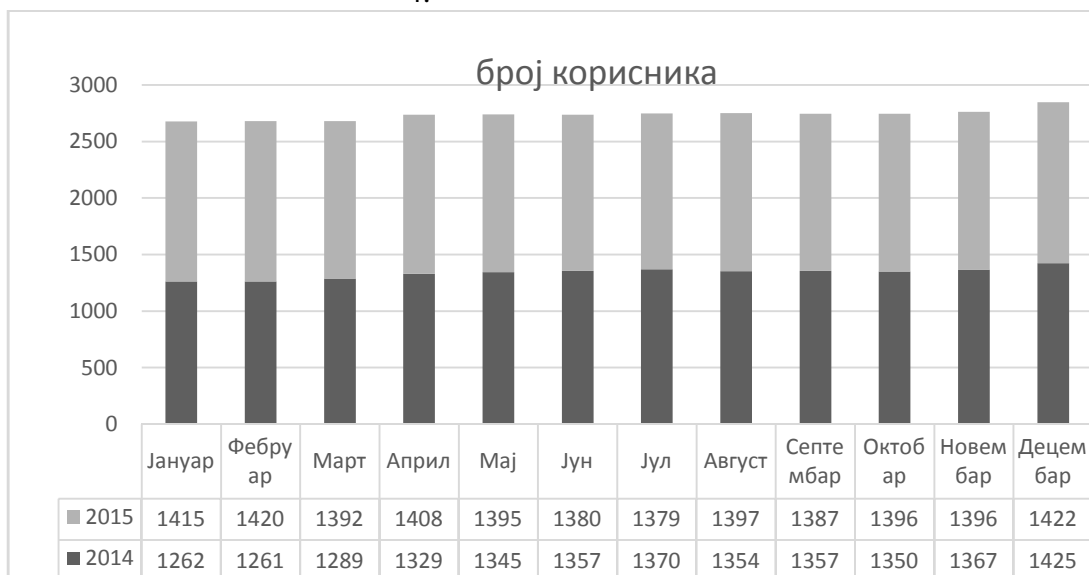
265 , 250 .

163,30 , 81,60 .

2015.  
( ) 97

1020,

4.



3.

2015. .  
1023.  
2015. 899 .  
2014. 2015. 897 24  
110,70 .

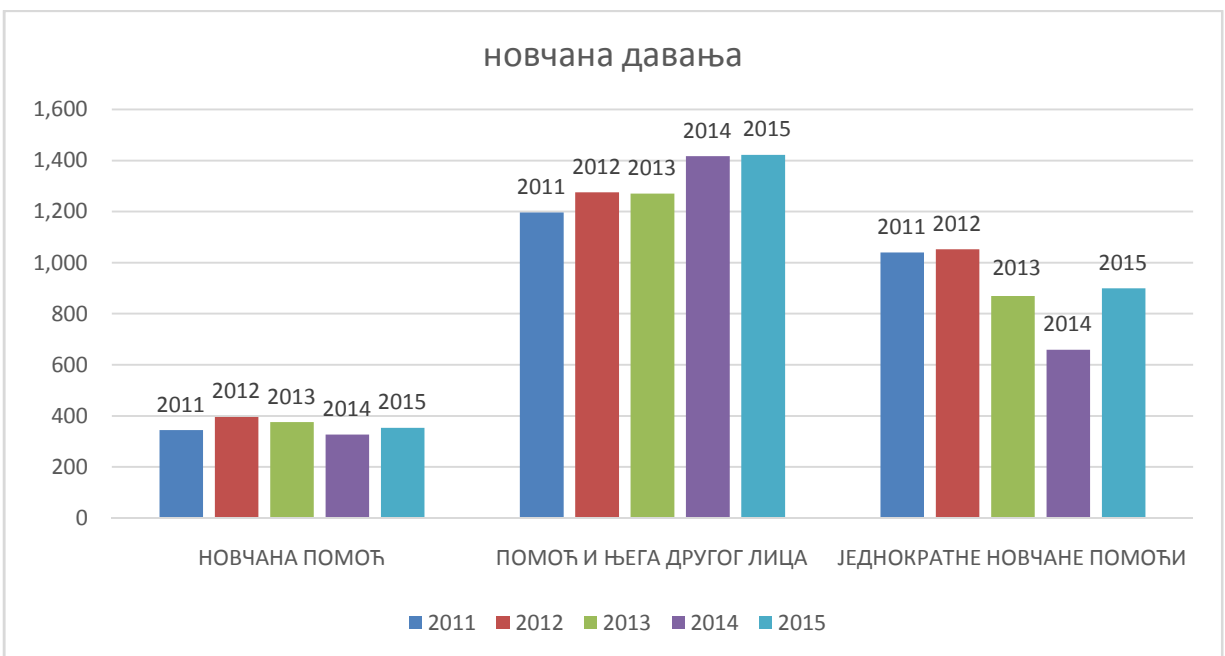
-5

	2011	2012	2013	2014	2015
	344	396	376	327	353

	1.196	1.275	1.271	1.417	1.422
	1.040	1.052	870	659	899

-6

-



4.

)

2015.

45

-7

.		
1	"	"
1		1

3	" , ,	4
4	" ,	1
6	'	3
7		8
8	,	11
9	,	3
10	" "	1
11	" "	4
12	,	2
13	, .	1
15		2
16	" "	1
17	" " - . .	1
18	" "	1
19	" "	1

**5.**

2015. 14 13 ,  
 2015. 12, 11  
 . 2015. 16 .  
 17 2015. 16 . 12  
 , 11 5 . 12

**6.**

11 . , , , ,

**7.**

12 2 . , .

**8.**

, , , ,

269. 2015. 255,

11.

( . 05/13),

:

1.

2015 30 , 5 ,  
2015. 5 .

2.

15-

2015.  
131 .

1

2015.

132 .

3.

2015. 343

102,00 .

4.

3 3

92

99 ,

5.



25%

**6.**

133  
, 56 11  
9000  
117,00

6000 , 77

**7.**

100

2015.

2015.

2015.

8500

174

::“Sport vision“, „

“ „

“.

„Happy travel“

70

350

70

40

10,00

**8.**

250,



13  
 - 111 , 30  
 61 , 36 . 58 28  
 30 ( ,  
 ).

4.

119 . 80 , 9  
 30 .  
 80 :  
 - 3 - 20  
 - 3  
 - 6  
 - 1  
 - 18  
 - 23  
 - 6

5.

2015. 95 a  
 , 9 , 42  
 31  
 , 2015. 28,  
 (11 )  
 (14 ).  
 53 ,  
 ( , .).  
 (18).  
 ,  
 2015.  
 31 5

, 4 , 21 ,

2015.

«Alijansa Franko Bartoli».

2013.

” “.

2016.

6.

176

212 , 63 , 45

( , , ).

( , , ). 3000

-

2015

3.398 2.402 .

892, 183 528 ( 1.795, ,

70 35 , 90

( 443,



**2015.**

	<b>2014</b>	<b>2015</b>
:	4.530.337,00 KM	4.832.812,00
:		
)	<b>2014</b>	<b>2015</b>
411 111	297.888,89 KM	293.707,84
411 191	23.235,94 KM	22.787,57
411 192	158.173,58 KM	155.885,92
411 211	9.366,00 KM	8.939,00
411 221	53.208,97 KM	49.837,83
411 222	31.860,00 KM	28.157,60
411 223	31.860,00 KM	28.597,60
411 224	28.320,00 KM	25.022,61
411 231	2.704,05	0,00
411 232	0,00	10.115,53
411 291	16.138,78	14.624,73
411 292	79.489,27	72.032,11
	732.245,48	709.708,34
)	<b>2014</b>	<b>2015</b>
412 100	0,00	1.050,00
412 200	4.612,12	9.151,61
412 200	10.755,84	18.047,78
412 300	8.330,59	7.343,59
412 500	1.875,41	10.667,22
412 600	1.209,40	1.449,40
412 600	2.477,76	2.483,77
412 700	3.581,37	1.892,48
412 900	27.452,06	19.900,56
412 900	9.636,17	12.474,65
	69.930,72	84.461,06
)	<b>2014</b>	<b>2015</b>
I		
416 111	516.921,38	549.744,16

416 112	2.001.688,60	2.047.128,35
416 113	9.331,70	15.555,10
416 114	69.862,00	99.318,90
416 119	107.757,56	78.280,77
416 312	18.823,20	19.040,00
416 313	308.494,94	320.384,21

## II

416 119	17.000,00	15.000,00
416 119	34.944,00	34.986,00
416 119	191.865,30	193.894,90
416 319	1.790,00	3.994,60
416 319	15.086,72	15.470,68
416 211	196.238,76	205.161,86

## III

412 300	29.035,95	21.072,02
412 900	3.003,12	5.970,12
412 900	0,00	24.361,02
416 300	16.153,14	16.072,61
412 700	51.366,59	53.787,13
416 300	0,00	0,00
416 300	0,00	1.500,00
416 300	7.698,71	6.705,31
	3.597.061,67	3.727.427,74

2015.	4.832.812,00 KM	6,67%
2014.		





360.000,00 . 2015. 2015. 320.384,21  
2015. 45 .

78.280,77 . 2015. 105.000,00  
2015. 14

200.000,00 . 193.894,90 .  
132 .

2015. 205.161,86 .  
210.000,00 . 50 %  
269 .

2015. 53.787,13

102,00 . 2015. . 343  
34.986,00 .

, 2016.

