

2016.

, 2017. ,

2016.
2017. .

2008. 2015. . 2016. ,

2016-2018. .

2015.

I-_____

, 10 , 1 , 3 , 3 aa , 3 29 , 1 ; , 1
 - , 2 , 3 , 2 , 2

	1	
	19	
	3	
	7	
	3	
	3	
-	1	
	1	
	1	
	2	1 ; 1
-	7	
	2	
	1	
	2	
	2	1 ; 1
:	29	

1.

: , , , , , , ,
 , , , , , , ,
 .
 .
 , 2014. , , , ,

50%-50%.

31.12.2016.

376,

479.

2016.

159,

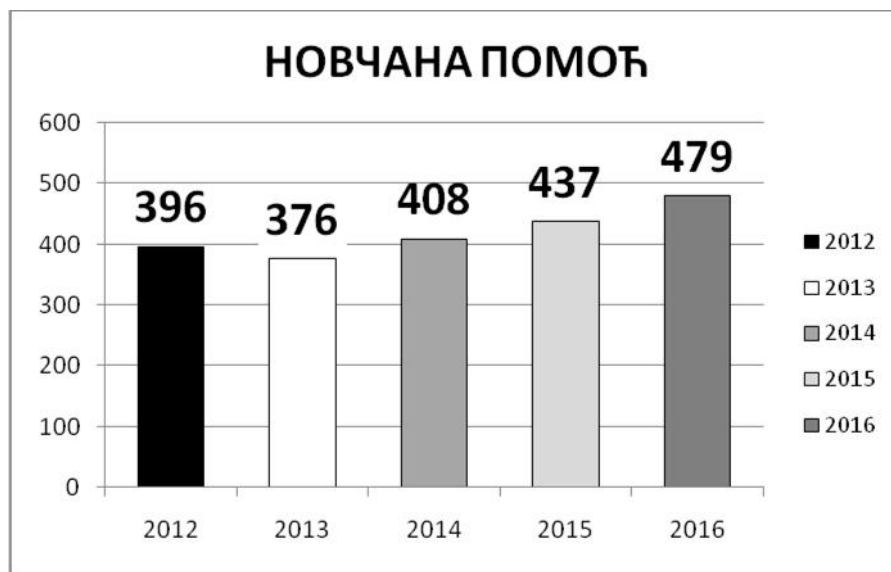
55

2016.

:

- 309	()	-124,65
- 44			-166,20
- 12			-199,44
- 8			-224,37
- 3			-249,30

1.



1.

2.

18 ;

31.12.2016.

1.572, 653 ,

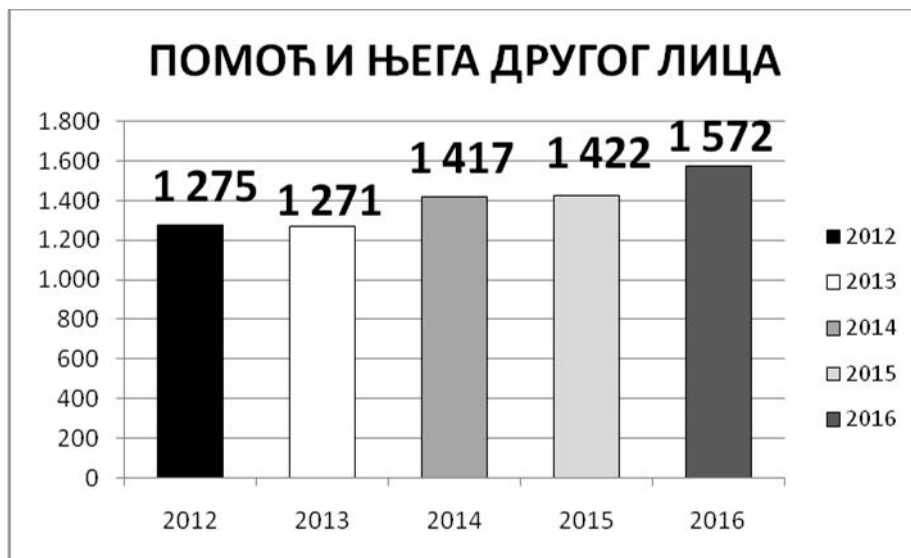
919 2016- 226 .

436 , 166,20 , 83,10 .

, 2016. 640 , 506,

() 134 .

:

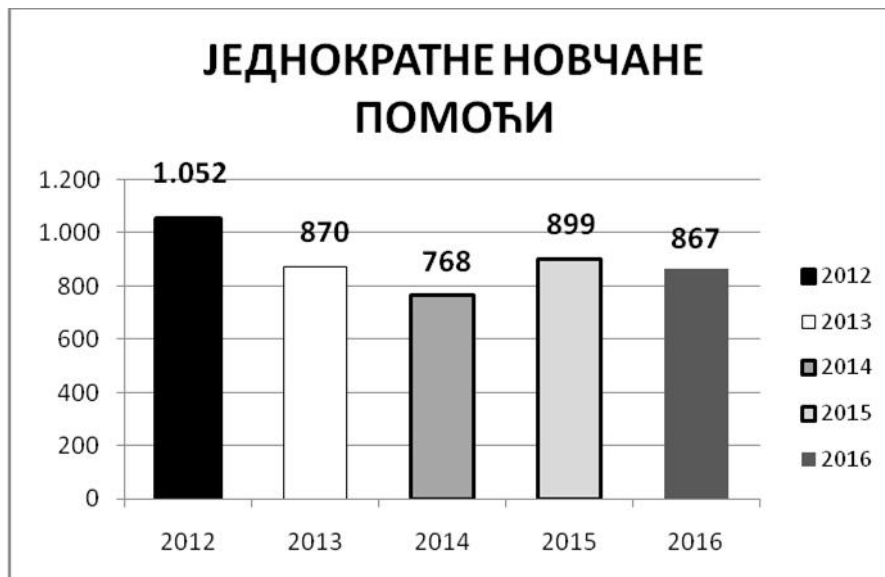


2.

3.

2016. , 859, 805

97,88 . 2016.



3.

4.

38

51

13

650,00

725,00

2.

Р.БР.		
1	" " , ,	4
2	" "	1
3	, , .	4
4		8
5		11
6		3

7	" "	1
8	" "	4
9	85	2
10	13	1
11		3
12	" "	2
13	" " -	1
14	" "	2
15	" "	2
16	- -	2
		51

2.-

5.

2016. 14 12 .
 2015. , 2016. ,
 2016. ,

6.

31.12.2016. 11 ,
 , , , , ,

7.

2016. ,
12

3

8.

2016.
65,00

2016.

263.

(

. 05/13),

1.

2016.

”

“

145

8

21

25,

80

2.

15-

130,00

02.06.2016.

100%.

2016.

141

3.

2016.

375

93,00

4.

3 3
5,50

88

106

5.

113

15

2016.

6.

100

2016.

2016. „ „ „

8.500,00 2016. 150

„Sport vision“, „ „

2.500

7. 250

31.

„Happy travel“

35

„ „ „ 38

2016. „ „

17.000,00

1.

2016. 219

		160	55	105
	3 ⁵	2		
		78	29	
54		2016.	59	5
2.	-			
118		18	2016. 2015.	
	:		118	
-		9		
-			57	
-			24	
-	5			
-		63.	18	
-	5			

10 % .

2016. , 29
, 46

81

3.

2016. 123 , :
112, 4, 2, 2
3. 2015. 126

5
- 103 , 20

65 , 38 , 2
, 18 . , 41 19

22 (,)
2016.

4.

2016. 119 .

- - 3
- - 33
- - 3
- - 3
- -
- - 27

- - 38 - 9

5.

2016. 76 a

2015. 95 . , 34
 17 (,)

, , , 2016. 17, (11)
 (6)

, (42 ,)

2016. «Alijansa Franko Bartoli»,

, 80 .

2016. 68 / (, ,)

, / , , , .

:
 - ,
 -
 -

- ,
 ,
 - 2016.
 ,
 “ ”
 ”” ,
 .
6.
 , 63 , 176
 212 ,
 45 (,) .
 (, ,) . 3000
 , , ,
 , . 2016.
 , .
 , ,
 .
 -
 () .
 .
 2016.
 3.378 2.354 .
 887, 183 556 (1.752, ,)
 , () .
 35 , 90
 70 .
 .

, , ,
 , (, 20,
 48 ,
 56, -
 38).
 519 , 375
 , 9
 ½ .
 808
 2016. 25 2015. 39
 2016. 31 2015. 2016. 3 2016.
 , 6 .

:

, , ,
 , :
 - -
 - .
 - “ ” ,
 - ,
 .

2016.

2015
4.832.812,00 KM

2016
4.816.000,00

:

		2015	%	2016	%
	I				
411 111		293.707,84	36,98%	331.352,67	37,46%
411 191		22.787,57	2,87%	26.651,07	3,01%
411 192		155.885,92	19,63%	176.239,52	19,93%
411 211		8.939,00	1,13%	8.921,00	1,01%
411 221		49.837,83	6,28%	58.665,87	6,63%
411 222		28.157,60	3,55%	29.642,09	3,35%
411 223		28.597,60	3,60%	30.602,14	3,46%
411 224		25.022,61	3,15%	26.776,51	3,03%
411 231		0,00	0,00%	0,00	0,00%
411 232		10.115,53	1,27%	13.591,78	1,54%
411 236	()	0,00	0,00%	5.028,00	0,57%
411 291		14.624,73	1,84%	16.187,40	1,83%
411 292		72.032,11	9,07%	79.728,82	9,01%
		709.708,34	89,36%	803.386,87	90,83%
	II				
412 100		1.050,00	0,13%	0,00	0,00%

412 200		9.151,61	1,15%	15.893,53	1,80%
412 200		18.047,78	2,27%	21.612,13	2,44%
412 300		7.343,59	0,92%	8.779,60	0,99%
412 500		10.667,22	1,34%	1.533,10	0,17%
412 600		1.449,40	0,18%	2.274,35	0,26%
412 600		2.483,77	0,31%	2.122,92	0,24%
412 700		1.892,48	0,24%	2.601,52	0,29%
412 900		19.900,56	2,51%	19.900,56	2,25%
412 900		12.474,65	1,57%	6.397,47	0,72%
		84.461,06	10,64%	81.115,18	9,17%
:		794.169,40	100,00%	884.502,05	100,00%

)

		2015	%	2016	%
	I				
416 111		549.744,16	14,46%	602.738,25	14,58%
416 112		2.047.128,35	53,84%	2.185.256,10	52,84%
416 113		15.555,10	0,41%	17.673,20	0,43%
416 114		99.318,90	2,61%	88.606,80	2,14%
416 119		78.280,77	2,06%	70.018,06	1,69%
416 312		19.040,00	0,50%	26.571,00	0,64%
416 313		320.384,21	8,43%	356.709,11	8,63%
		3.129.451,49	82,31%	3.347.572,52	80,95%

II					
416 119		15.000,00	0,39%	14.999,94	0,36%
416 119		34.986,00	0,92%	34.875,00	0,84%
416 119		193.894,90	5,10%	308.082,90	7,45%
416 319		3.994,60	0,11%	1.599,00	0,04%
416 319		15.470,68	0,41%	15.872,34	0,38%
416 211		205.161,86	5,40%	205.143,58	4,96%
412 400		74.814,76	1,97%	72.117,50	1,74%
		543.322,80	14,29%	652.690,26	15,78%
III					
412 900		21.072,02	0,55%	30.781,64	0,74%
412 900		5.970,12	0,16%	5.970,12	0,14%
412 900		24.361,02	0,64%	22.735,62	0,55%
416 300		16.072,61	0,42%	14.865,83	0,36%
412 700		53.787,13	1,41%	53.411,77	1,29%
416 300		0,00	0,00%	0,00	0,00%
416 300		1.500,00	0,04%	40,00	0,00%
416 300		6.705,31	0,18%	7.317,66	0,18%
		129.468,21	3,41%	135.122,64	3,27%
:		3.802.242,50	100,00%	4.135.385,42	100,00%

2015.

2016.

4.816.00,00 KM

0,35%

11,66 %	2015.	2016.	2016.	803.386,87	
				32	,
2016.		110,00	.	2016.	:
70,00	80,00		185,00	.	
	2015.		.		
			2016.		2015.
				2016.	
2016.					
4.135.385,42		8,76%	2015.		
2016.					
	9,64%	602.738,25	2015.		
				124,65	479
					, 373
50%	5				249,30
2.185.256,10				2016.	
		6,75%	2015.		
	2015.		10,55%	1.572	.
		2016.		83,60	2.

	166,20	1.	
2016.	90.000,00	88.606,80	2016. 2015. 10 %.
360.000,00		2016. 51	2016. 356.709,11
	70.018,06	2016.	2016. 105.000,00
204.000,00		2016.	308.082,90
		141	100 %.
210.000,00		2016.	205.143,58
263			50 %
		2016.	53.411,77

93,00 . 2016. . 375
34.875,00 .

, 2016.