

2020. **2019.**

, **2020.**

a 2020.

2019.
2020. .

2020.

I

,
: 106/09 44/15). (" ,
:
,
,
.
-
734 km² -
,
2013. 90
107.715 ,
5.220, 3.809.¹
2013.

¹

(<http://www.popis2013.ba>)

103.874 ,
 4.358 12 / / ,
 26 , 42
 2019. 55
 78.468 (73.849
 4.619
).

- ;
- ;
- ;
- (,);
- ;
- - ;
- ;
- ;
- ;
- - ;
- ;

/ / , ,
 :

1.

-) , :
- 1. 53 ;
- 2. 106, ;
- 3. ;
- 4. ;
- 5. ;

- 6. ;
- 7. ;
- 8. ;
- 9. ;
- 10. ;
- 11. ;
- 12. ;
- 13. ;
- 14. ;
- 15. ;
- 16. ;
- 17. ;
- 18. ;
- 19. ;
- 20. ;
- 21. ;
- 22. ;
- 23. ;
- 24. ;
- 25. ;
- 26. .

2.

-

3.

-

4.

(,)
24 .

5.

,

6.

-

7.

8.

,

,

9.

10.

11.

12.

)
)

07.00 - 20.00

2019.

2019.

01.

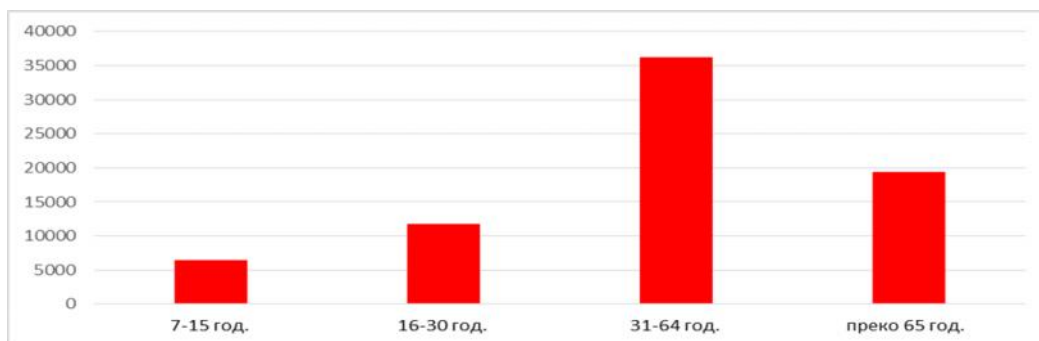
31.

2020.

2.

2019.

7-15	16-30	31-64	65	
6.470	11.717	36.298	19.364	73.849



1.

2019.

2019. “ ” 2019.

3.

2019.

3.		2019.		
		16.800	19.320	1.15
		9.200	8.740	0.95
		6.540	6.150	0.94
		6.540	5.810	0.89
	50 - 70	2.400	2.100	0.88
25-75		6.600	6.400	0.97
		1.100	980	0.89
		1.500	1.460	0.97
		150	165	1.10
”	“	500	460	0.92
		800	904	1.13
		600	530	0.88

2019.

5.		2019.	
	0-2	2-6	
	1.223	3.396	4.619
2019.		7.00-20.00	1.000
20.795	1.012	20.000	480
			2019.
			:
			6.

6.		2019.	
	22.000	20.795	0.94
	1.000	1.012	1.01

2019.

- :
- Rhinitis acuta;
 - Sinusitis acuta;
 - Tonsillitis acuta;
 - Laryngitis acuta;
 - Bronchitis acuta;
 - Asthma bronchialis;
 - Urticaria;
 - Gastroenterocolitis;
 -

3.

15.00 , (,) 7.00 20.00 , 7.00 14.00 .

3()

2019.

18.800

4

2019.

2019.

7.

7.

2019.

	18.000	19.791	1.10
	15.000	15.216	1.01

2019.

- ▶
- ▶
- ▶
- ▶
- ▶
- ▶
- ▶
- ▶
- ▶
- ▶
- ▶
- ▶
- ▶
- ▶
- ▶
- ▶
- ▶
- ▶
- ▶
- ▶
- ▶
- ▶
- ▶
- ▶
- ▶
- ▶
- ▶
- ▶
- ▶
- ▶
- ▶
- ▶
- ▶
- ▶
- ▶
- ▶
- ▶

:

4.

20.00 2019. 07.00

' , ' ' + ' ' , ' ' ' ' ' 2019.

40

2019. CR

8.

2019.

8.	2019.		
	7.850	7.705	0.98
	17.000	17.755	1.04
-	100	128	1.28
-	350	282	0.81
	900	1.121	1.25
	1.410	1.758	1.25
	3.000	1.966	0.66
	700	658	0.94
	150	93	0.62
	6.800	6.040	0.89
	1.500	1.450	0.97
	1.400	2.501	1.79

6.

20.00

7.00 15.00
2019.

6.00-

a

2019.

67.550

2019. 587.900

10.

2019.

	55.000	67.550	1.23
	495.000	587.900	1.19

7.

14.00 22.00

10 , 17 7

3 ,)

2019.

8

2019.

2019. 330.000

2019. 285 40.500

2019. 11.

11.

2019.

	37.000	40.500	1.09
	4.000	4.100	1.03
	60.000	90.000	1.50
	5.000	8.000	1.60
	300	285	0.95

2019. :

- ▶ ;
- ▶ ;
- ▶ ;
- ▶ ;
- ▶ ;
- ▶ ;
- ▶ ;

8.

-

2019.

14.30

2019.

0-19

2019.

9.033

2019.

12.

2019.

12.	2019.	-
Di-Te-Per IPV Hib	3.636	
	1.566	
	1.771	
	1.570	
	143	
-	609	
-	896	
	419	
	11	
	10.621	

2019.

351

▼
▼
▼
▼
▼
▼
▼
▼
▼
▼
▼
▼
▼
▼
▼

13.

2019.

13.			-
2019.			
		3.000	4.349
		<u>3.000</u>	<u>2.885</u>
		500	351
		<u>500</u>	<u>351</u>
”	“	<u>2.000</u>	<u>2.000</u>
		1.500	1.840
			<u>1.23</u>

9.

: , , .
 7.00 15.00 . :
 > ;
 > ;
 ;
 > - , ;
 > , ;
 > - ;
 . :
 > ;
 > ;
 > ;
 ;
 > ;
 > ;
 ;
 > ;
 . :
 > ;
 > ;
 > “ ” “ ;
 ;
 ;

> ;
 > ;
 > ;
 > ;
 > ;
 > ;
 > ;

14. 2019.

14.			
2019.			
	4.300	4.000	0.93
	600	1.000	1.67
/	3.000	3.200	1.07
	500	400	0.80
	300	250	0.83
	300	350	1.67
	100	85	0.85
	600	780	1.30
	500	750	1.50

10.

7.00 20.00 .

2019. " + " " " .

2019. .

, 2019. , :

> ;
 > ;
 > ;
 > ;
 > ;
 > ;
 > ;
 > ;

15.

2019.

15.	2019.		
	9.700	12.249	1.26
	1.450	1.792	1.24
	6.000	7.311	1.22
	10.300	14.087	1.37
	8.680	11.237	1.29
	17.000	20.732	1.22
	9.100	9.424	1.04
	17.800	19.399	1.09
	21.200	26.075	1.23
	13.770	28.281	2.05

III

	16.	,	2019.
2019.	1.968.381	737.164	.
<hr/>			
16.			
2019.			
<hr/>			
		737.164	
		1.968.381	
<hr/>			

:

- - 41%;
- - 20%;
- - 16%;
- , - 9%;
- - 3%;
- - 3%;
- - 2%;
- - 4%;
- - 1%;
- - 1%.

IV

➤ ;
 ➤ ;
 ➤ , ;
 ➤ ;
 ➤ .

2019.
 9.361.672,00 (,
 , ,
). 125.117,00 .

:
 o 126.000,00 ; 513.076,00 ,
 44.599,00 ;
 187.172,00 , 8.878,00 .

2019. **10.187.920,00** .

275.000,00 . 193.500,00 .

,
 ,
 . 1.241.151,00 .

:
 , 193.509,00 .

(" , : 66/18).
 ,
 145

08.10.2019.) („ , : 83/19
 7,41 %.
 01.10.2019. ,

a a
(" 885.809,00

. O

", : 110/16). 2019.

(11.820.580,00)
(2.670,00).

156.828,00

5.223.341,00

(11.974.738,00),

1.243.311,00 ,

: 648/09

27.02.2009.

14,42%,

1.483.555,00

10.979.321,00

(

).

13,39 %.

2019.

11.707.465,00

2019.

2019.

	11 000 000	10 187 920	0.92
	275 000	198 000	0.72
	1 290 000	1 241 151	0.96
-	300 000	193 509	0.64
	12 865 000	11 820 580	0.92
(, ,)	1 553 000	1 234 716	0.79
	105 500	100 594	0.95
(, ,)	214 000	200 501	0.93
	120 000	75 942	0.63
(, , ,)	8 220 000	8 376 665	1.02
(, ,)	280 000	300 394	1.07
(, ,)	255 000	218 594	0.86
(, , ,)	40 000	28 466	0.71
	950 000	885 809	0.93
(, ,)	89 000	38 789	0.43
(, , ,)	432 500	514 268	1.19
	12.259.000	11.974.738	0.97

V

2019.

2019.

2019.

2.

“ : 53/17 97/18)

(„

199.748,00

2020.

1 2)

49.770,00

- .

-

;

-

- ,

;

-

,

-

;

-

,

,

;

-

;

-

/ /

;

-

(

,

)

,

,

,

,

,

;

2019.

,

,

2019.

VI

31.12.2019. 404

(361 89,36% 43 10,64%.)

321

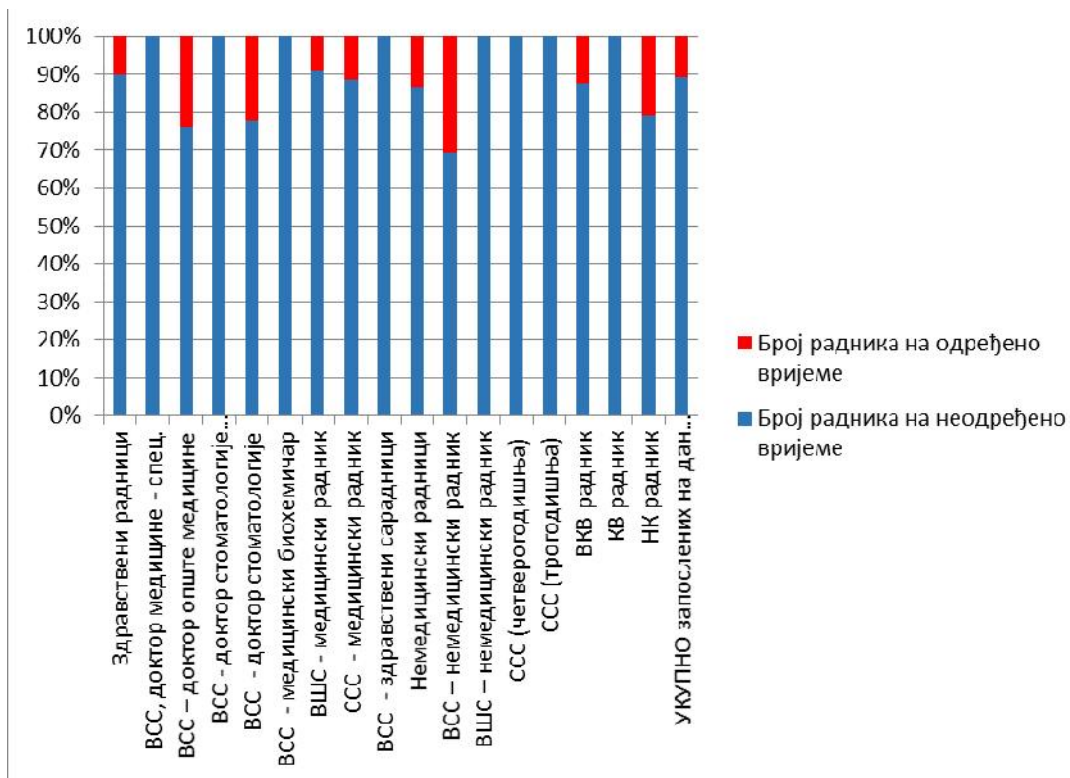
79,46%, 83

20,54%.

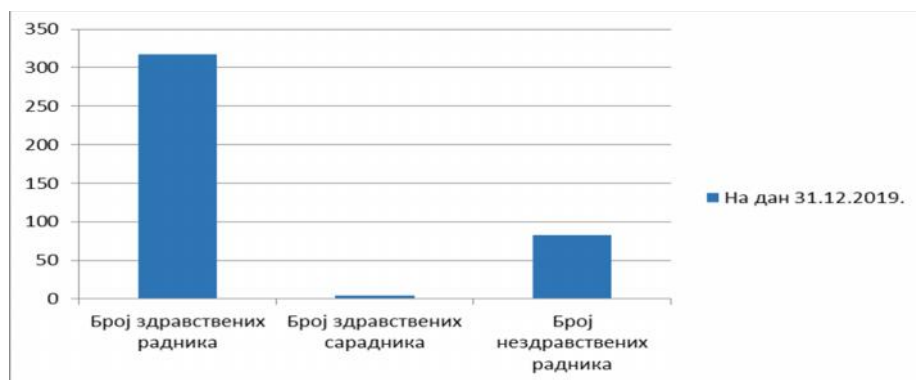
17. 18.

31.12.2019.

17.		31.12.2019.		
..				.
I		285	32	317
1.	,	57	-	57
2.	-	25	8	33
3.	-	8	-	8
4.	-	7	2	9
5.	-	4	-	4
6.	-	20	2	22
7.	-	163	21	184
II	-	4	-	4
III		72	11	83
1.	-	9	4	13
2.	-	3	-	3
3.	()	7	-	7
4.	()	2	-	2
5.		7	1	8
6.		7	-	7
7.		34	9	43
I+II		361	43	404
+III	31.12.2019.			



2.	31.12.2019.	
18.	,	
	31.12.2019.	%
	317	78,47%
	4	0,99%
	83	20,54%
	404	100%



3.	,
----	---

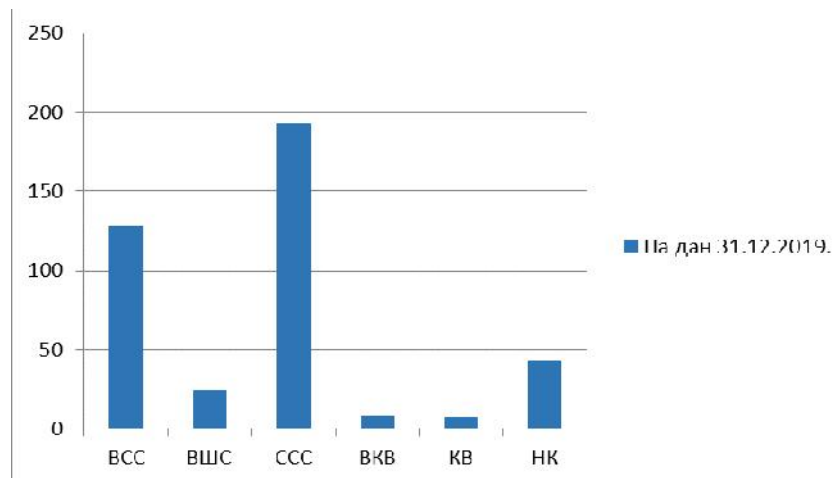
31,68%, 6,19%, 47,77%, 1,98%, 1,73%
10,65%.

19,80% 80 80,20% 324

31.12.2019.

19.

	31.12.2019.	%		%		%
	128	31.68%	46	11.39	82	20.30
	25	6.19%	4	0.99	21	5.20
	193	47.77%	15	3.71	178	44.06
	8	1.98%	8	1.98	-	-
	7	1.73%	7	1.73	-	-
	43	10.65%	-	-	43	10.64
	404	100%	80	19.80	324	80.20



4.

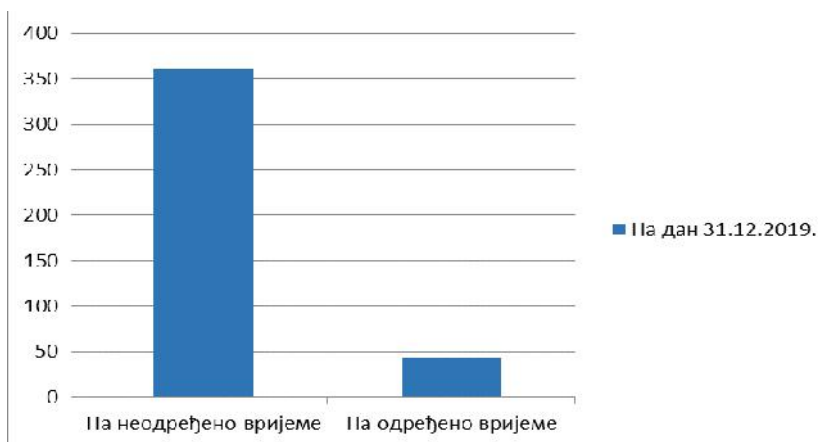
404

43

31.12.2019.

20.

	31.12.2019.	%
	361	89,36%
	43	10,64%
	404	100%



5.

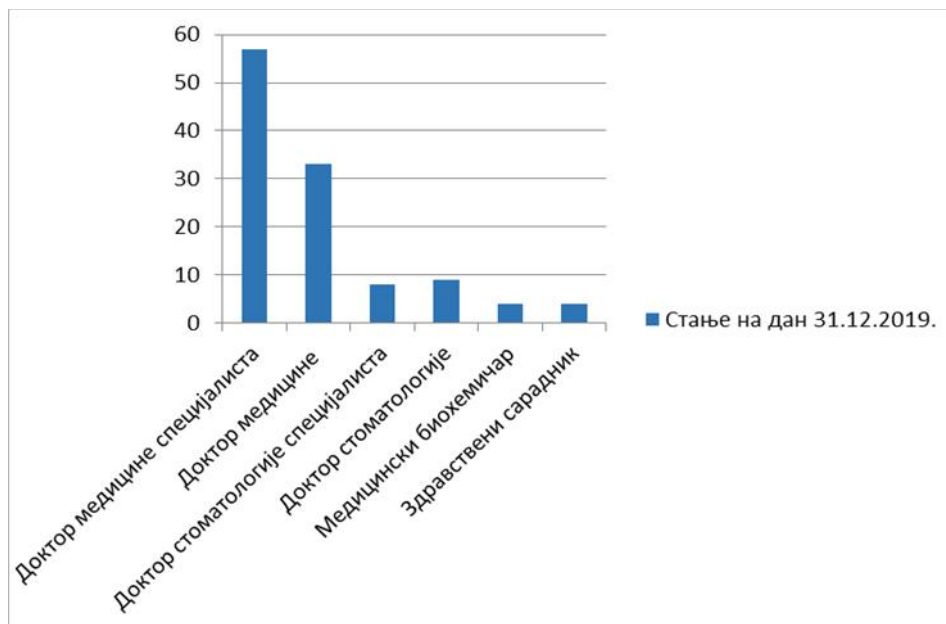
31.12.2019.

116
28,47%

1/3

21.

	31.12.2019.
	57
	33
	8
	9
	4
	4
	115



6.

115

65

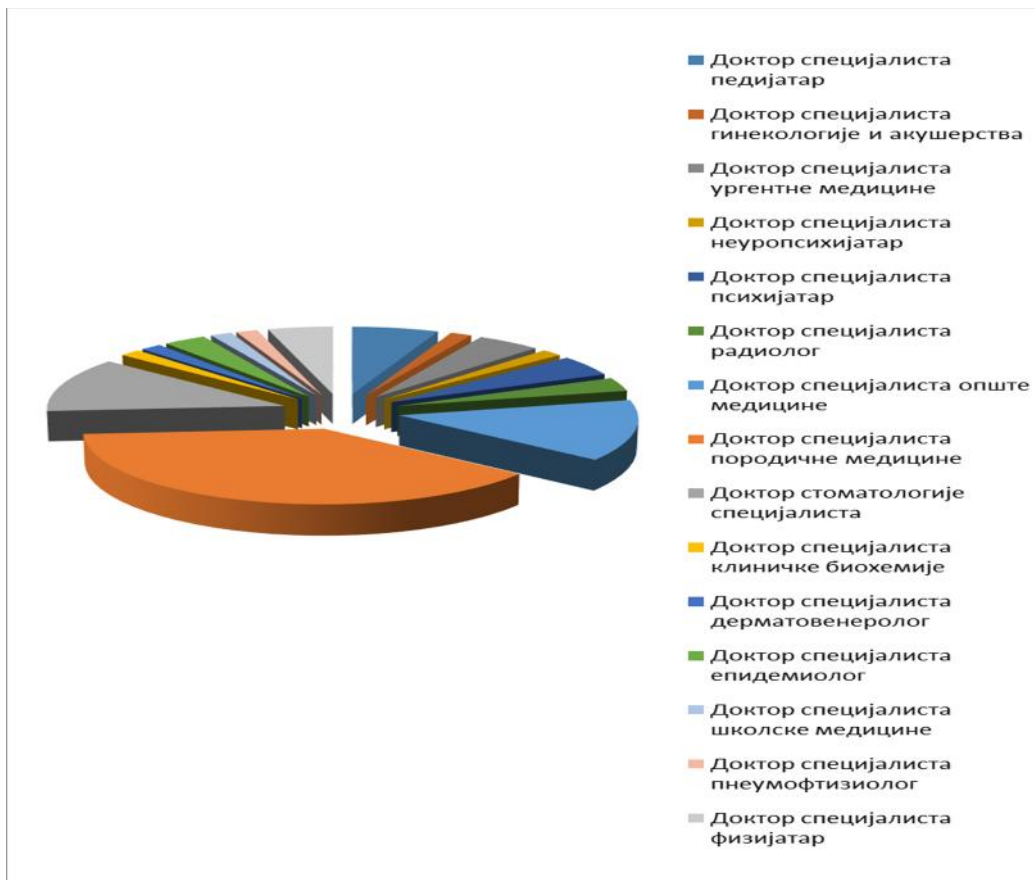
2019.

2

31.12.2019.

22.

	31.12.2019.
	4
	1
	3
	1
	3
	2
	9
	25
	8
	1
	1
	2
	1
	1
	3
	65



7.

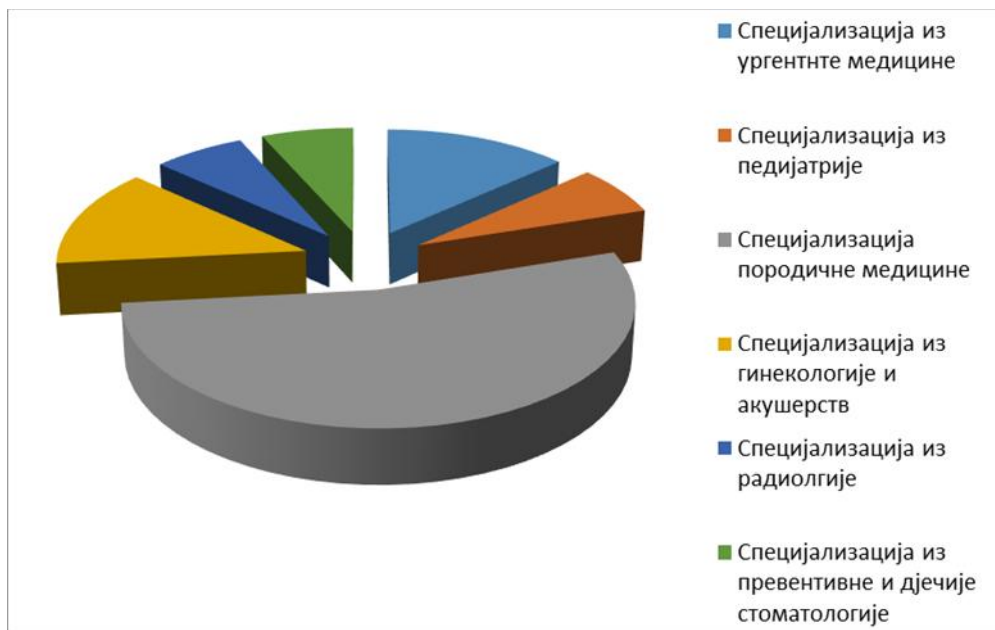
31.12.2019.

15

23.

31.12.2019.

	31.12.2019.
	2
	1
	8
	2
0	1
	1
	15



8.

31.12.2019.

,

,

.

,

,

,

-

,

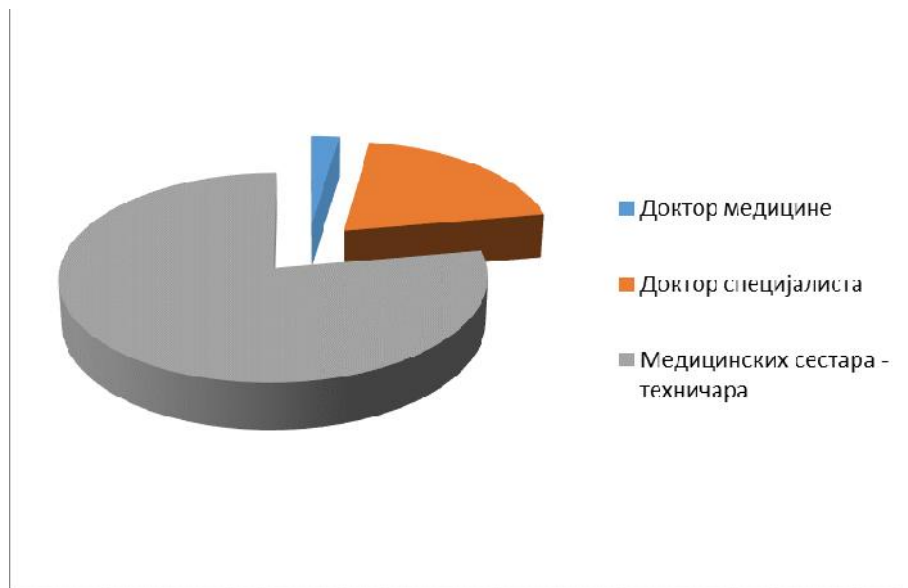
,

31.12.2019.

24.

31.12.2019.

	3
	25
-	98
	126



9.

31.12.2019.

(4 (2019. 4 : 2 , 1 , 1))

2020.

2020.



2020.

()

2020.



2020.

10.500.000,00 . () 900.000,00 .

2020.

- ,
- ,
- ,

603.000,00 .
332.000,00 (

2020.).

(

395.000,00 .

2019. g 2020.

(COVID 19).

2020. 12.730.000,00 .
2020.

(, 2020. , 2019.),

2020.

2019.

2020.

9.224.000,00 .

2.

2020. .

2020.

:

1.

2020.

25.

2020.

25.		2020.	
			2020
1.1.		001	573.000
1.2.		1200	41.500
1.3.		1130	600.000
(I)			1.214.500
2.		1400	13.000
3.		1500	155.000
4.		1350, 2260	135.000
5.		1090	23.950
6.		1100	310.000
(II)			636.950
7.		2080	55.000
8.		2090	40.000
(III)			95.000
		(I+II+III)	1.946.450

2020.

),

	2020.	2020.
26.	2020.	26.
		2020. .
	65	
	65 ()	54.800
		50-70
		2.300
	35-75	7.500
		1.100
	/	180
	()	
	3-5	1.500
E		1.000
		6.500
		74.880

➤ 2018.
 2019. ;
 ➤ 2017.
 , 2019.
 ,
 ➤ 15
 . 2018.
 15 189:2018
 15 ,
 - 2020. .

2020.

<u>27.</u>		<u>2020.</u>	
1.	(10)	- 2020. .	
2.	(20)	- 2020. .	
3.		2020. .	
4.		2020. .	
5.	15189:2012	- 2020. .	

, 2020.
 2020. . ,

