

2021. 2020.

, 2021.

a 2021.

2020.  
2021. .

2021.

# I

,  
: 106/09 44/15). (" " ,

: , ,

734 km<sup>2</sup> -

90 .

2013.

107.715 ,

5.220,

3.809.<sup>1</sup>

2013.

---

<sup>1</sup>

(<http://www.popis2013.ba>)

103.874 ,  
 4.358 12 / / ,  
 26 , 42  
 2020. 55  
 73.796 ( 69.286  
 4.510  
 ).

- ;
- ;
- ;
- ( , );
- ;
- - ;
- ;
- ;
- ;
- - ;
- ;

**1.**

- ) , :
- 1. 53 ;
- 2. 106, ;
- 3. ;
- 4. ;
- 5. ;
- 6. ;
- 7. ;
- 8. ;
- 9. ;

---

2

- 10. ;
- 11. ;
- 12. ;
- 13. ;
- 14. ;
- 15. ;
- 16. ;
- 17. ;
- 18. ;
- 19. ;
- 20. ;
- 21. ;
- 22. ;
- 23. ;
- 24. ;
- 25. ;
- 26. .

2.

3.

4.

( )  
24 .

5.

6.

7.

8.

9.

10.







2020.

—  
—  
—  
—

2020.

1.510

1.800

111

26.10.2020.

2020.

2020.

(

-

),

208

108

2020.

3.

2020.

2021.



3.		2020.		
		15.600	14.123	0.90
		8.200	6.132	0.78
		6.500	6.109	0.94
	50 - 70	1.200	728	0.61
25-75		7.500	4.620	0.62
	-	800	511	0.64
		1.100	869	0.79
	-	3.000	1.879	0.63
		1.500	1.510	1.01
		180	150	0.83
	-	800	529	0.66
,	-	600	320	0.53
,	...			
	2020.		270.053	8.844
476	.			

4.		2020.		
		410.000	2.053	0.67
		150.000	80.320	0.54
		3.000	2.103	0.70
	(6 )	1.100	869	0.79
		200	142	0.71
		4.000	1.750	0.44
,				
,		-	215.000	-
(	)			
	2020.		570.237	
(	4).			

2020.

27.03.2020.

/

116

30.06.2020.

” ”

/

236

24

COVID-19

2020.

SARS-CoV-2) :

- 
- 
- 
- 
- 
- 
- 
- 
- 
- 

2.

4.510 2020. ( ) 0-6 .

5.				2020.
	0-2	2-6		
	1.246	3.264		4.510

2020. 55.000 16.290 7.00-20.00 22.000 207 2020. : SARS-CoV-2,

2020. 457 , SARS-CoV-2. 0-6 6.

6.				2020.
		22.000	16.290	0.74
		55.000	48.870	0.89
0-6	SARS-	-	457	-
CoV-2 ( )				

2020.

- Rhinitis acuta;
- Sinusitis acuta;
- Tonsillitis acuta;
- Laryngitis acuta;
- Bronchitis acuta;
- Asthma bronchiali ;
- Urticaria;
- Gastroenterocolitis;
-

3.

15.00 , ( ) 7.00 14.00 7.00 20.00 , 7.00  
 20 2020. 17.722  
 4  
 2020. 7.

7.	2020.		
	16.000	9.940	0.62
	17.000	9.207	0.54
	600	76	0.13
( , )	4.000	3.678	0.92

COVID

1.800 , 2020.  
 2020. ,  
 : ;  
 ; ;  
 ; ;  
 ; ;  
 ; ;  
 ; ;  
 : ;  
 ; ;  
 ; ;  
 ; ;



;

;

;

;

.

4.

7.00 20.00 . COVID-19

2020.

COVID-19.

" , " , " " + " ,

111 2020. 40 .

2020.  
8. 2020.

8. 2020.

	(1 2	7.960	9.914	1.25
)	(1 2	18.500	11.389	0.62
)		140	81	0.58
		350	189	0.54
		1.870	932	0.50
		350	233	0.67
		700	262	0.37
		6.000	4.372	0.73
		1.600	721	0.45
		3.000	1.427	0.48

5. ,

7.00 20.00  
8.00 13.00

7.00 20.00 .

2020.

2020.

9.

2020.

9.

2020.

	30.000	18.262	0.61
-	6.000	3.436	0.57
	2.000	1.437	0.72
	700	521	0.74
	1000	584	0.58
	400	307	0.77
	9.000	6.361	0.71
	1.000	855	0.86
	4.500	3.679	0.82

:

> ;  
 > ;  
 > ;  
 > ;  
 > ;  
 > ;







6.30 14.30 . -

6.788 0-19 . 2020. 2020. 6.580

12. 2020.

12.	2020.	-
	Di-Te-Per IPV Hib	2.834
		228
		1.597
		987
		279
-	(Tetraxim)	370
-	(Imovax)	493
		<b>6.788</b>

2020. 4.429

;  
 ;  
 - ;  
 ;  
 - ;  
 ;  
 /  
 ;  
 ;  
 ;

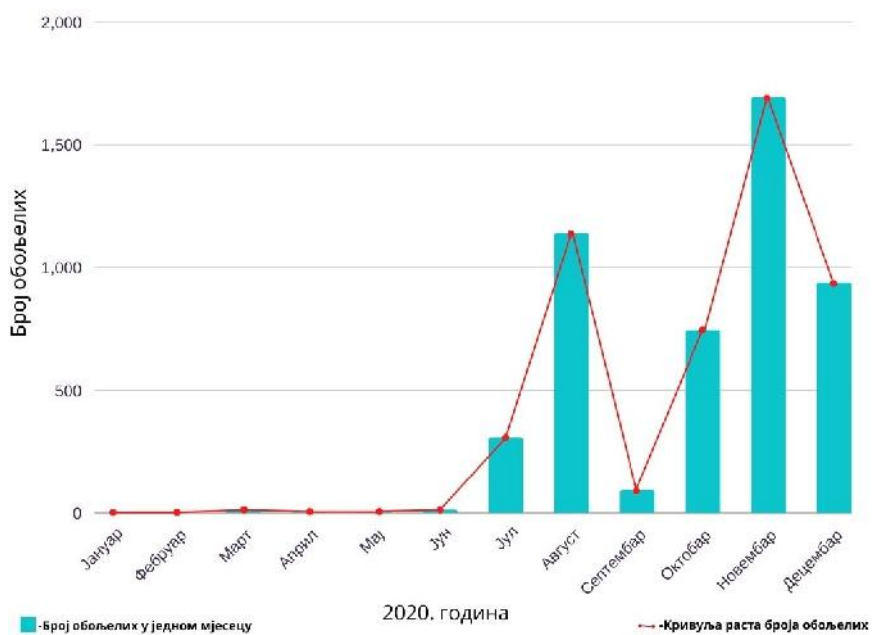


14.

SARS-CoV-2, PCR

2020.

1.			0
2.			0
3.			10
4.			1
5.			2
6.			11
7.			305
8.			1138
9.			92
10.			743
11.			1.691
12.			936
			<b>3.929</b>



1.

SARS-CoV-2, PCR

2020.

2020.

SARS-CoV-2

COVID -19

15.

SARS-CoV-2, PCR

2020.

1.		0
2.		0
3.		0
4.		0
5.		0
6.		0
7.		1
8.		3
9.		0
10.		5
11.		7
12.		11
		<b>27</b>

2020.

SARS-CoV-2

COVID -19

16.

SARS-CoV-2, PCR

2020.

1.		0
2.		0
3.		0
4.		0
5.		0
6.		0
7.		2
8.		4
9.		0
10.		3
11.		7
12.		15
		<b>31</b>

/  
2020.

SARS-CoV-2.

SARS-CoV-2





**10.**

7.00 20.00 .

2020.

" +

"

"

"

2020.

, 2020. , :

- ;
- ;
- ;
- ;
- ;
- ;
- ;
- ;

19.

2020.

**19.**

2020.

	9.800	7.855	0.80
	6.000	4.904	0.82
	10.700	7.021	0.66
	8.680	4.850	0.56
	17.000	8.991	0.53
	9.400	6.314	0.67
	18.000	11.584	0.64
	21.200	16.792	0.79
	13.770	12.009	0.87

2020.

### III

3/20 17.03.2020. (COVID-19) , : 01-

( , )  
:

➤ . ( )  
,

03. 04. 2020. .  
03. 2020. .

➤ 27., 28., 29. 30. , 07. 2020. .  
( - -022)  
, / ,

➤ . 7

➤ .

➤ ( - -047). ( .

” “)  
/ ( / )  
,  
COVID-19.

➤ 2020. 4 ( )  
7:00 20:00 .  
20:00 7:00 / /

/



” “ /  
➤ / ,  
➤ ,  
➤ .

COVID-19

➤ -  
( ) /  
➤ .  
➤ ,  
➤ /  
( )  
➤ , )  
➤

(COVID-19).

➤ ” “  
24 .  
➤ / 24 .  
➤ ,  
➤ . 04. 11. 2020. 17. 02. 2021. III,  
➤ ,  
” ( / ),  
“ .



1.

( - -023);

2.

( - -024);

3.

( - -025).



2020.  
COVID-19

2020.

/ /

**IV**

	20.	,	2020.
2020.	1.839.832	716.438	.
<hr/>			
20.			
2020.			
<hr/>			
		716.438	
		1.839.832	
<hr/>			

:

- - 33%;
- - 31%;
- - 18%;
- , - 5%;
- - 2%;
- - 5%;
- - 1%;
- - 1%;
- - 1%;
- - 3%.

V

:

- 
- 
- 
- 
- 

;

;

,

;

.

2020.

9.464.36300

:

,

,

,

,

,

-

126.000,00

774.105,00.

2020.

10.364.468,0000

176.548,00

2019.

2020.

,

332.000,00

42.000,00

2020.

- COVID-19,

(,,

“,

: 37/20

15.4.2020.

)

347.000,00

300.000,00

350.000,00

938.632,00 25%  
 2019.

SARS-CoV-2  
 SARS-CoV-2

13. 2020.

( )

463.258,00 2020.

( 2020. ( ) )

8.987.406,00

(" : 66/18).

a a 2020. 1.193.247,00

(" : 110/16). 2020.

953.042,00 COVID-19

16% 2020.

5.066.513,00

77.641,00  
 (12.814.758,00 ) (12.736.280,00 ),  
 (837,00 ).

1.142.423,00

: 648/09

27.02.2009.

2.5%

1.445.340,00

2020. 2.079.817,00

1.531.631,00 ,

397.584,00 , 53.564,00 ,

65.391,00

31.647,00 .

" "

( 2020. ) .

2020.

2020.

( )

**2020.**

		10.500.000	10.364.468
			0.99
		1.503.000	938.632
			0.62
		332.000	42.000
			0.13
	-	-	350.000
COVID-19	-	-	647.000
		395.000	463.258
			1.17
		-	9.400
			-
		<b>12.730.000</b>	<b>12.814.758</b>
			<b>1.01</b>

		1.477.000	1.193.247
		80.000	82.544
		152.500	180.489
( ...)			
		325.500	304.713
		8.848.000	8.987.406
( ...)			
		400.000	459.097
( ...)			
		950.000	1.026.190
( ...)		300.000	311.806
( ...)		30.000	28.350
		35.500	35.422
		155.500	127.008
		<b>12.730.000</b>	<b>12.736.280</b>
			<b>1.00</b>

VI

2020.

2020.

2019.

2, 2020.

“ : 53/17 97/18)

(,,

( )

COVID-19.  
2020.

( ).

207

( , ) 207

/

-

-

-

-

-

-

2020.

2020.

2020.



## VII

31.12.2020. 428

(370 86,45% 58 13,55%).

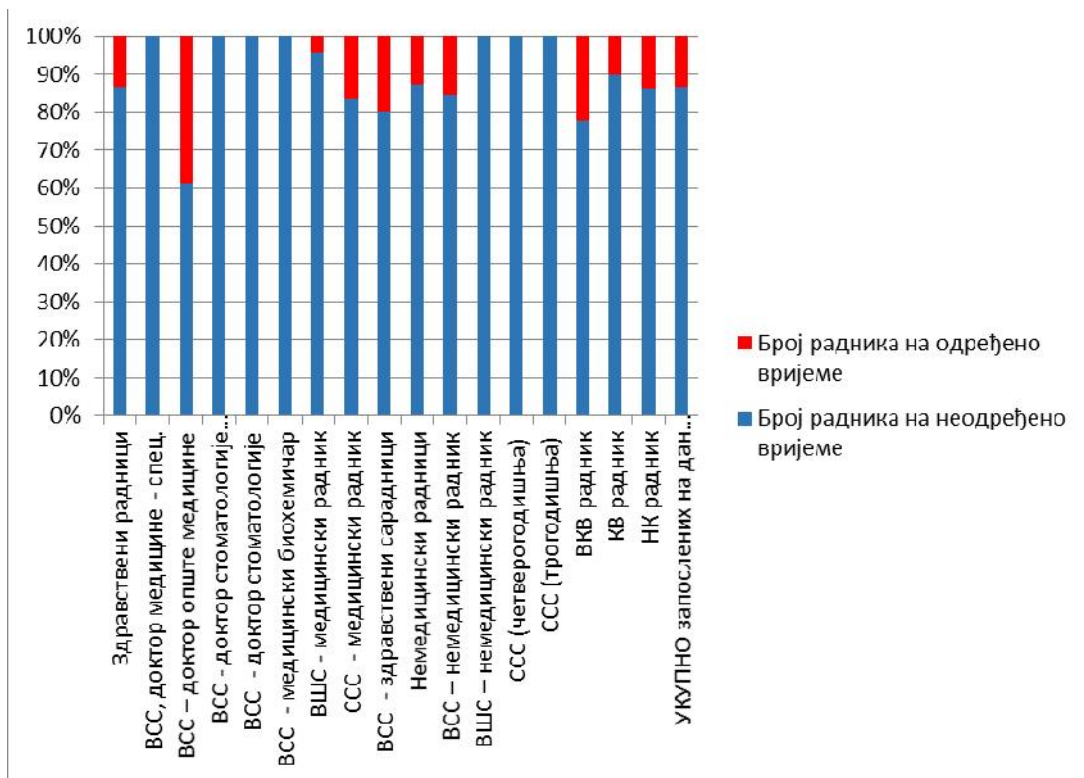
342

20,09%. 79,91%, 86

21. 22.

31.12.2020.

<b>21.</b>			31.12.2020.		
..					.
<b>I</b>			<b>291</b>	<b>46</b>	<b>337</b>
1.	,	-	60	-	60
2.	-		19	12	31
3.	-		9	-	9
4.	-		8	-	8
5.	-		4	-	4
6.	-		22	1	23
7.	-		169	33	202
<b>II</b>	-		<b>4</b>	<b>1</b>	<b>5</b>
<b>III</b>			<b>75</b>	<b>11</b>	<b>86</b>
1.	-		11	2	13
2.	-		3	-	3
3.	(	)	7	-	7
4.	(	)	1	-	1
5.			7	2	9
6.			9	1	10
7.			37	6	43
<b>I+II</b>			<b>370</b>	<b>58</b>	<b>428</b>
<b>+III</b>		<b>31.12.2020.</b>			



2.	31.12.2020.
22.	,
	<b>31.12.2020.</b>
	<b>%</b>
	337
	78,74%
	5
	1,17%
	86
	20,09%
	<b>428</b>
	<b>100%</b>

31,68%,	6,19%,	47,77%,	1,98%,	1,73%
	10,65%.			
19,80%	80		80,20%	324
	31.12.2020.			

**23.**

	31.12.2020.	%		%		%
	130	30,37%	44	10,28	86	20,09
	26	6,07%	5	1,17	21	4,91
	210	49,07%	13	3,04	197	46,03
	9	2,10%	9	2,10	-	-
	10	2,34%	9	2,10	1	0,23
	43	10,05%	-	-	43	10,05
	<b>428</b>	<b>100%</b>	<b>80</b>	<b>18,69</b>	<b>348</b>	<b>81,31</b>

428

58

2019. 43 58

31.12.2020.

**24.**

	31.12.2020.	%
	370	86,45%
	58	13,55%
	<b>428</b>	<b>100%</b>

31.12.2020.

117  
27,34%

1/3

**25.**

	31.12.2020.
	60
	31
	9
	8
	4
	5
	<b>117</b>

117 69 ,

2020. 6  
5 1

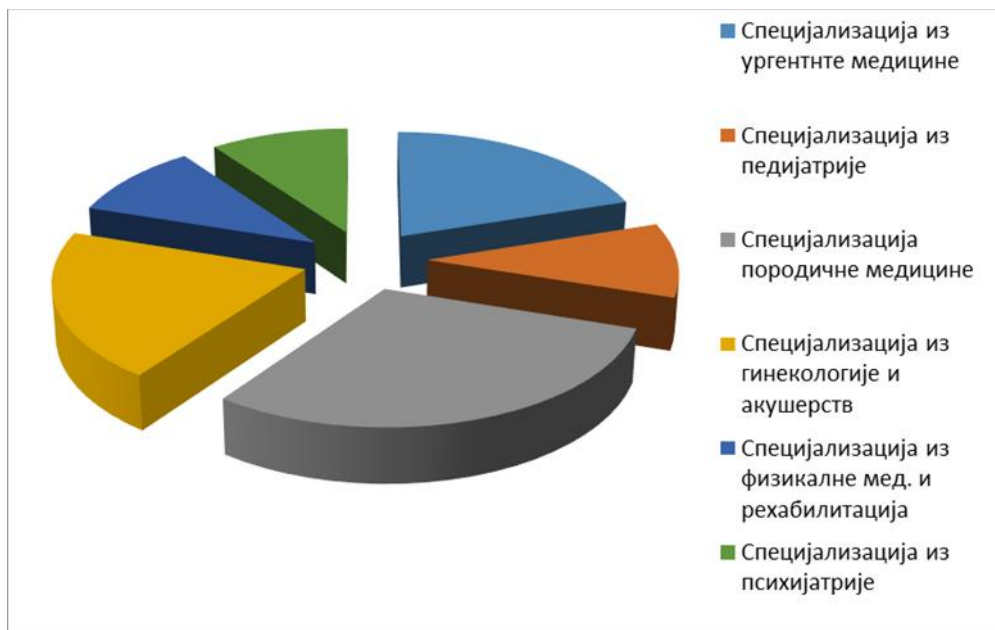
31.12.2020.

<b>26.</b>		<b>31.12.2020.</b>	
			3
			1
			3
			1
			3
			2
			8
			30
			9
			1
			1
			2
			1
			1
			3
			<b>69</b>

31.12.2020. 10 ,

**27.** 31.12.2020.

		<b>31.12.2020.</b>	
			2
			1
			3
			2
			1
			1
			<b>15</b>



3.

31.12.2020.

31.12.2020.

28.

31.12.2020.

	3
	24
-	94
	<b>121</b>

2020.

4

( 3 ( : 2 , 1 , 1 ) ).

2021.

, e

- ▶ :
- ▶ ,
- ▶ ,
- ▶ ,
- ▶ ,

2021.

( ),

2021.

- ▶ ;
- ▶ ;
- ▶ ;
- ▶ ;
- ▶ ;
- ▶ ;
- ▶ ;

( ),

2021.



	2020.	2021.	2021.
		10.500.000,00	
		( )	
	2021.		900.000,00
	2021.		
300.000,00			
		( )	
			-
	"	"	"
	"	"	"
	2020.		
COVID-19	(COVID-19 + Influenza A B).		COVID-19
			300.000,00
		472.000,00	
	2021.		
		500 000,00	
	2021.		12.842.500,00
	( )		
			9.370.000,00
	2021.		
			1.722.000,00
			247.000,00
		228.500,00	
	( )		
1.275.000,00			
2021.			









), ( , .

. , , .

-

( , ...)

2021. . , , ,

, , ,

.

2021. 30.

---

**30.** 2021.

			2021.
			30%
	2021.		
	;	65 ;	30%
	( ) ;	;	
	;	;	
	50-70 ;		30%
	;		
	;		

	/	/ 6
( )	);	
3-5	;	/ 3
,	,	
;		
		/ 8
	;	/ 8 1.100;
	;	
	;	
6-15	;	/ 6.500
	;	
	;	/ 30%
	;	
	;	

**4.**

2021. ,

2021.

2.599.400,00 :

- 1.994.400,00 ;
- 326.000,00
- 250.000,00 .

:



27.		2021.	
1.	(10 )	2021.	.
2.	(20 )	2021.	.
3.		2021.	.
4.		2021.	.
5.	15189:2013	2021.	.

, 2021.  
2021. ,  
.  
,  
,  
,  
,  
,  
.

**6.**

2021.  
: ;  
; ;  
2021. ,  
2021.  
3 .

2021.

, :

- 
- 
- 
- 
- 
- 
- 

;

;

;

;

;

2020.

2021.

,

,

.

(

),

a (

).

,

,

2021.

,

.

,

.

,

,

.

: 2413/21

: 20.05.2021.

---